

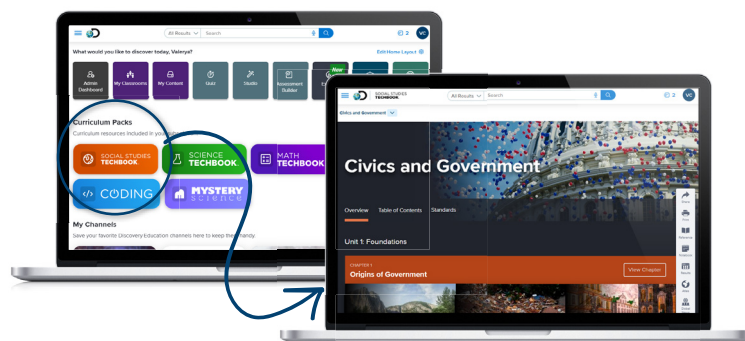


# SOCIAL STUDIES TECHBOOK

## Quick Start Guide

### 1 Launch *Social Studies Techbook*

Select the Social Studies Techbook tile from the Curriculum Packs section of your My DE homepage. Use the dropdown at the top to switch courses, if necessary. Then select the concept to explore using the 5Es of Instruction.



### 2 Engage with Inquiry

In **Engage**, students first encounter and identify an instructional task. Here they make connections between past and present learning experiences, lay the organizational groundwork for the activities ahead, and stimulate their involvement in the anticipation of these activities. Asking a question, defining a problem, showing a surprising event, and acting out a problematic situation are all ways to engage students and focus them on the instructional task.

### 3 Explore the Concept

In **Explore**, students are provided with a common set of conceptual learning experiences to identify and develop content knowledge, processes, and skills. Students often work together in teams, building a base of common experience which assists them in the process of sharing and communicating. The teacher acts as a facilitator, providing materials and guiding the students' focus.

### 4 Explain with Evidence

In **Explain**, students begin to put the abstract information that they have been gathering into a more concrete, communicable form. Here, formal definitions, explanations, and labels are associated with the knowledge that the learner has gained through the Engage and Explore activities. Students are also encouraged to put these explanations into their own words to demonstrate understanding.

### 5 Elaborate on Learning

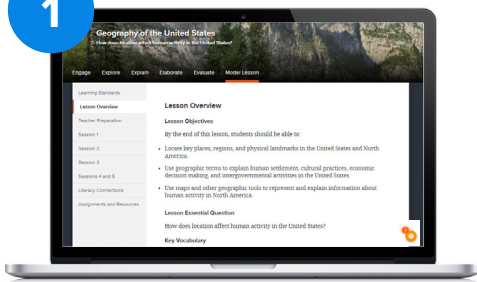
**Elaborate** activities encourage learners to expand on the concepts learned, make connections to other related concepts, and apply their understandings to the world around them. Here, students explore interactive activities, including document-based investigations and current events connections. Students also have access to related primary and secondary text and multimedia sources.

### 6 Evaluate Understanding

**Evaluate** provides a review for students and multiple options for student assessment, including brief and extended constructed response items and multiple-choice questions. This section also includes multimedia review flashcards.

# Top 5 Features (That Teachers Love) of *Social Studies Techbook*

1



## Model Lessons

Lesson plans already written for you? Yes, please! **Model Lessons** are designed around curriculum standards and include all components to support you in designing engaging lessons for students. Model Lessons include resources for teacher preparation, such as learning objectives and essential questions, suggested lesson outlines with suggested activities, and lesson-specific DE digital resources.

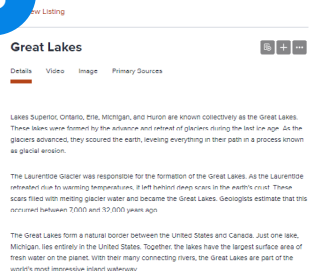
2

The United States is the third-largest country in the world by area. It covers more than 3.8 million square miles and extends from the Atlantic Ocean to the Pacific Ocean. Its area includes the world's fourth-longest river, several of the world's largest lakes, and several major mountain ranges. By population, it is the third most populous country in the world, with more than 320 million people and counting. Such a large country can be expected to have a highly diverse

## Core Interactive Text

Support your students and meet them where they are! With **Core Interactive Text**, Social Studies Techbook text can be read aloud, highlighted, or annotated with sticky notes. Select any text and a reader tool will appear. Open the settings to adjust speed, color, size, voice, and other features for the read aloud.

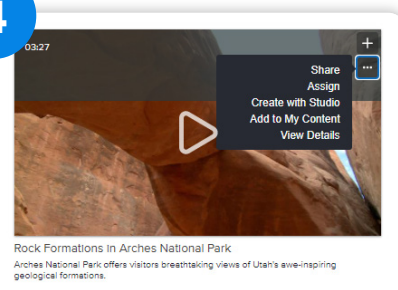
3



## Reference

Build social studies vocabulary with your students in just a click! Key academic terms in Social Studies Techbook are linked to the **Reference**, which can be launched anytime from the toolbar. Each term includes details that include a definition and key context sentences for the term, a video segment discussing the term, and images or diagrams.

4



## Assigning Content

Give your students quick access to the content you want them to explore! **Assigning content** to students enables fast access to materials, minimizes distractions, and creates opportunities for tracking completion. Assign a resource, SSTB page, or assessment to ensure students know exactly what they should be working on!

5

Class:

All Classes

Page:

All Pages

☒ Hide Student Names

Page	1	2	10	11	12
Question	Discussion: Population	Western Expansion	Western Landmarks	Eastern Landmarks	Process of Separation and Unity
Points	1	12	1	1	1
Student 1					
Student 2					
Student 3					
Student 4					

Legend:

☒ Question Details

☒ No Points

☒ Some Points

☒ All Points

☒ Needs Score

## Dashboard

Keep a pulse on student learning and make instructional adjustments at any time! Track assignment completion and progress on assessments through the SSTB **Dashboard**. Students can also check how they are doing at any time in their own personal Dashboard.