



# Students Using DreamBox in Napa Valley Demonstrate **Significant Gains** on End-of-Year Math Assessments

Students in grades 1-8 who completed 5+ lessons scored over nine percentile points higher than students who did not complete weekly lessons.



**Napa Valley Unified School District**  
**Napa, California**

## Background

Napa Valley USD piloted DreamBox Math in 2019, but when the pandemic forced schools to transition to a remote learning model, district leaders realized just how critical the solution would be to support distance learning for K–8 students. NVUSD decided to adopt the solution for all K–8 students for three years. The district believed that this would give educators and students ample time to integrate the solution and allow district leaders to analyze efficacy data and measure success.

As an organization committed to ongoing data review and continuous improvement, NVUSD partnered with the DreamBox Learning research team in 2022 to explore the impact of DreamBox Math.

## Quick Facts

### District Details

- 27 schools serving 16,000+ T to K-12 students
- 1600+ staff
- Partnered with DreamBox (Discovery Education) since 2019

### Solutions

- DreamBox Math

### Classroom Application

- Supplemental

By analyzing 2021-2022 program usage compared with fall 2021 and spring 2022 STAR Math achievement results, the teams believed they could determine if DreamBox Math produced the desired outcomes for student learning. Researchers asked the following questions:

- ✓ Does using DreamBox Math increase students' standardized test achievement?
- ✓ Do students from all grades and achievement levels experience a positive impact?
- ✓ Do students who are English Language Learners (ELL) experience a positive impact?
- ✓ Do students who qualify for Free or Reduced Lunch (FRL) experience a positive impact?

Through the pandemic and beyond, DreamBox Math has proven essential to address unfinished learning and close math opportunity gaps. Students receive the individualized learning they need, while teachers can monitor their usage, standard mastery, and assign work based on progress. This highly personalized learning, when implemented as designed, has ultimately led to marked student improvement on STAR Math.



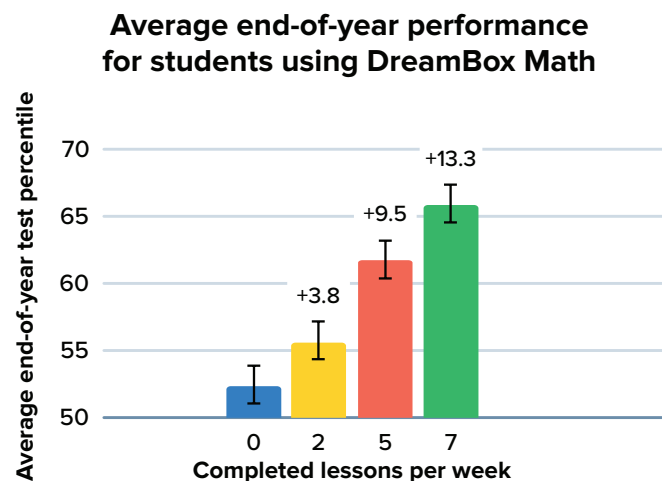
Sarah Knox

Director of Prevention & Intervention NVUSD

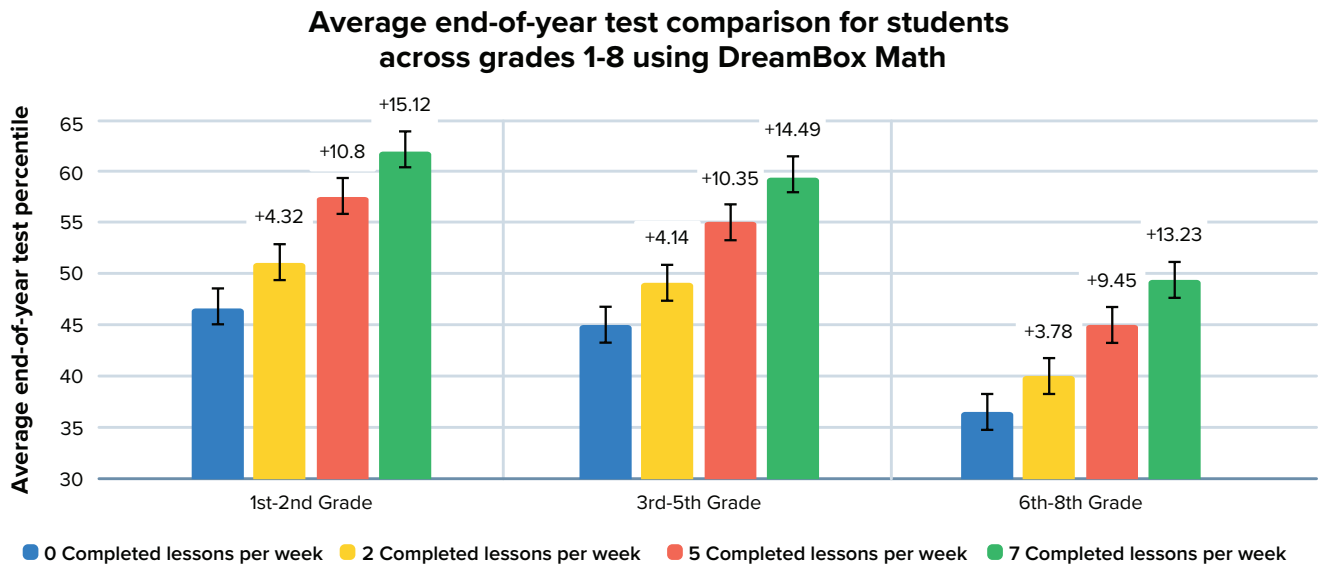
**Students who used DreamBox Math for 5+ lessons per week scored higher than students who did not use the program.**

### **DreamBox Math students demonstrated higher achievement scores on end-of-year assessments**

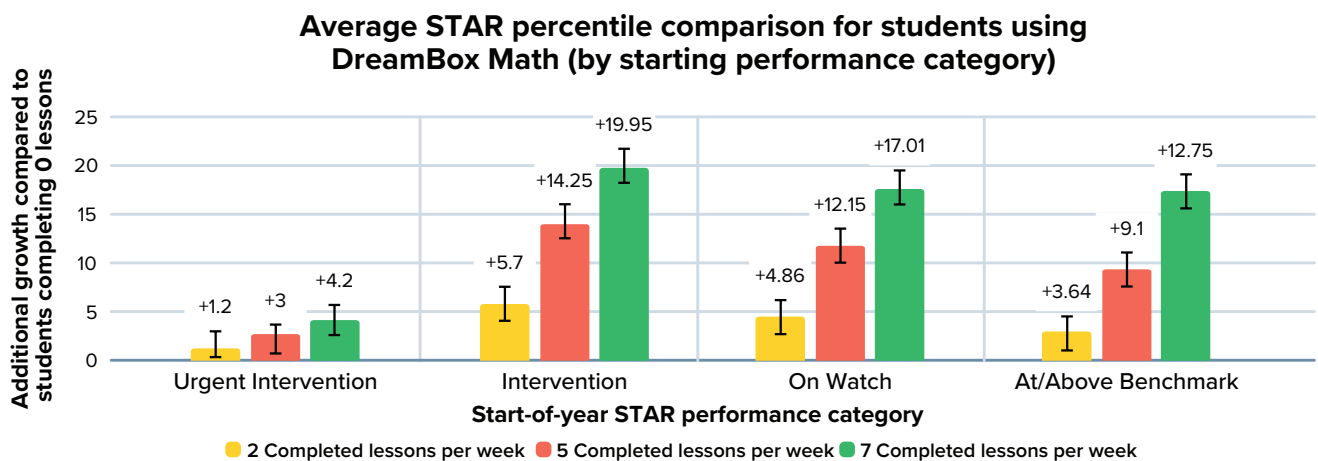
When completing the recommended 5 lessons per week (approximately one hour), students **scored 9.5 percentile points higher** on the year-end STAR assessment than students who did not complete any DreamBox Math lessons.



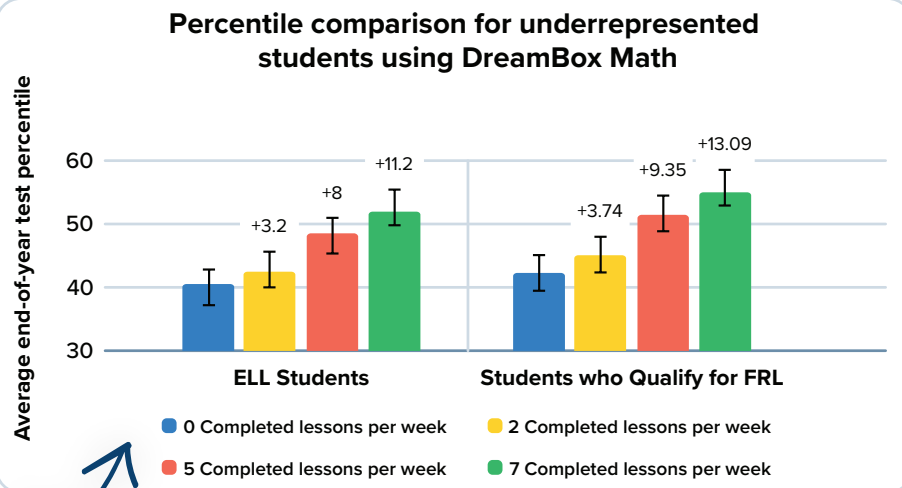
## DreamBox Math was effective for students in grade 1-8.



## Students who completed weekly recommended DreamBox Math lessons achieved more, regardless of their achievement level.



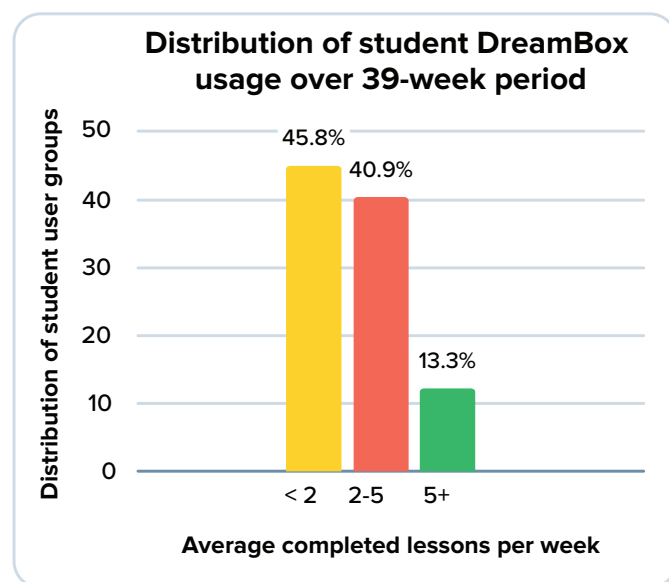
**Students achieved more when completing five or more DreamBox lessons per week, regardless of whether they were ELLs or eligible for FRL.**



## How DreamBox Math Supports ELL Students

Students using DreamBox Math can access lessons in both English and Spanish. The lessons were built from the ground up with specific text and audio that ensures content and instruction are culturally appropriate for Spanish-speaking students. This unique approach hinges on the concept that students benefit when classroom instruction allows bilingual students to choose the language they prefer for arithmetic computation. With the virtual manipulatives within the platform, DreamBox Math enables students to use their bilingualism as an effective way to process.

The [National Education Association](#) estimates by 2025, 1 out of 4 students in classrooms across the United States will be an English language learner. Results showed that DreamBox Math had a positive impact for English language learners (over 27% of students within the dataset). ELL students who completed 5 DreamBox Math lessons per week scored eight percentile points higher than ELL students who did not use the program.



**Students across Napa Valley Unified School District completed an average of 2.61 DreamBox Math lessons per week during the 2021-2022 school year.**

To achieve optimal results, students must engage with the program regularly and consistently. DreamBox recommends that students use the math program for five lessons each week (approximately one hour).

## Study Design

### NVUSD Sample data includes:

- 6,462 Students in grades 1-8
- 258 Classrooms
- 22 Schools

### Sample data demographics

- 51.8% Male students
- 48.2% Female students
- 27% English Language Learners
- 56.3% Qualify for FRL
- 58.4% Hispanic students
- 8% Had individualized education plans (IEPs)

### Study inclusion requirements

- Students in grades 1-8
- Students who completed the fall 2021 STAR math test and the spring 2022 STAR math test

### Methodology

- Statistical technique: Hierarchical linear modeling
- Statistical controls for the main analysis included:
  - ✓ Grade
  - ✓ Ethnicity
  - ✓ Gender
  - ✓ FRL status
  - ✓ ELL status
  - ✓ IEP status
- Students were nested within classrooms, and classrooms were nested within schools

## Conclusion

This study provides new, confirmatory evidence of DreamBox's significant positive impact on elementary and middle school students' math achievement. The positive impact of completing five or more lessons per week is evident regardless of students' achievement, grade level, or demographic background.

As educators face choices about investing in digital tools for students with a wide range of learning needs and gaps in prior knowledge, it is noteworthy that using the DreamBox Math personalized learning platform for 30-60 minutes per week supported achievement for students across a district's range of achievement and grade levels.

**Explore DreamBox Math by Discovery Education**

[DiscoveryEducation.com/DreamBox-Math-Success](https://DiscoveryEducation.com/DreamBox-Math-Success)